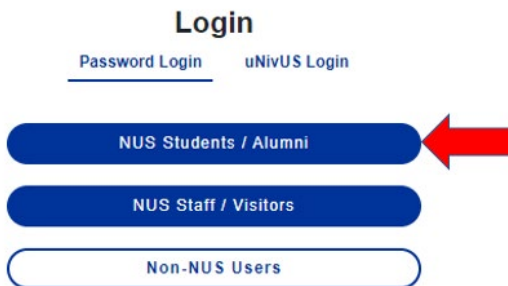


How to Use Canvas

Canvas is a web-based learning management system (LMS) where you can find lecture slides, videos, readings, assignments, online quizzes, and other learning resources in one place.


Accessing Course Resources on Canvas

1. Access Canvas at <https://canvas.nus.edu.sg>
2. Click on **NUS Students/ Alumni** and log in using your NUSNET ID and password.




3. Enter your NUSNET ID (*without domain*). e.g. e0123456


If you encounter problems logging in for the first time, please contact NUS IT Care at 6516 2080 or by email at itcare@nus.edu.sg.




4. Once you are logged in, click the **Courses** link [1] to see all the courses you have enrolled in. To access the course: PF1101, click the name of the course: **PF1101 Fundamentals of Project Management** [2]




Courses







Account




Dashboard




Courses




Calendar




Inbox




History



Commons



Studio



Help

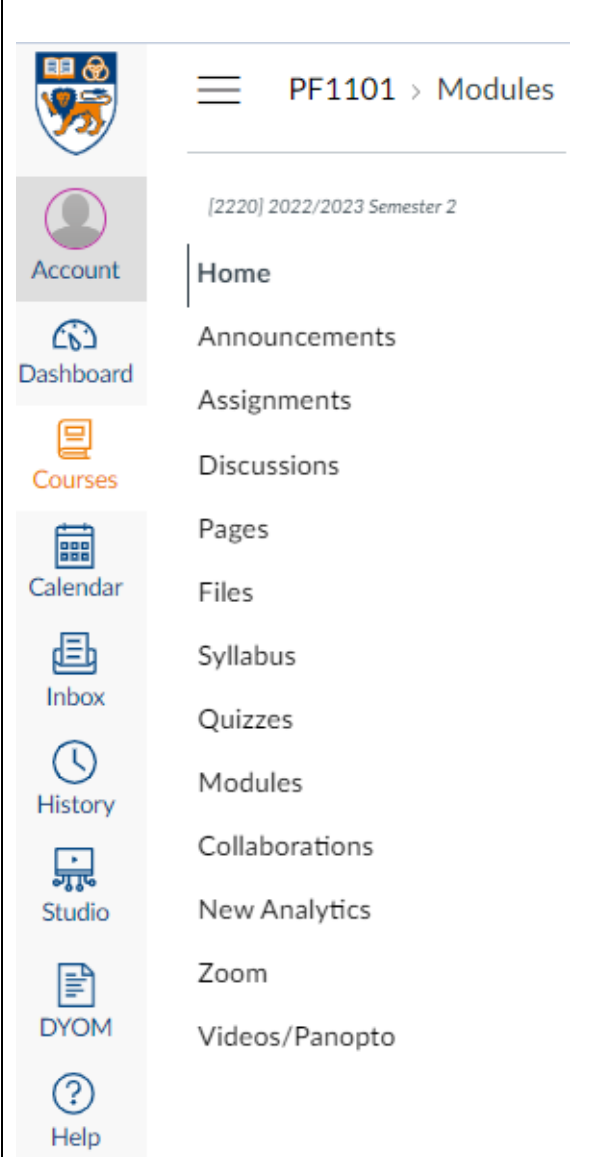
PF1101 Fundamentals of Project Management [2220] 2
[2220] 2022/2023 Semester 2

All courses

1

Welcome to your courses! To customise the list of courses, click on the "all Courses" link and star the courses to display.

Here's a description of some important features:

	<ul style="list-style-type: none">• Announcements: Read the latest and previous announcements posted by the Course Coordinator• Discussions: Post your comments and engage in meaningful discussions• Files: Access lecture slides, readings, and other downloadable resources• Quizzes: Attempt online weekly quizzes• Zoom: Attend online Zoom lecture. Cloud recordings of the past lecture sessions are organized (under Cloud Recordings tab)• Videos/ Panopto: View video vignettes and other online resources
--	--

For more information on Canvas, please access the [Canvas Student Guide](#).